

# ABITIG® 200 MT, ABITIG® 300 W MT

## Wear parts




**Guide tub** (1 pc.)

778.1030

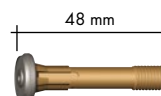
**Collet** (1 pc.)




778.1140



**Electrode holder**



**Gas diffuser**



**Gas diffuser**

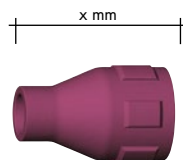
**Electrode holder / Gas diffuser** (5 pcs.)

Ø 1.6 mm	775.0062	773.0172	773.0112.5
Ø 2.0 mm	775.0067	773.0177	-
Ø 2.4 mm	775.0063	773.0173	773.0113
Ø 3.2 mm	775.0064	773.0174	773.0114
Ø 4.0 mm	775.0065	773.0175	-
Ø 4.8 mm	775.0066	773.0176	-

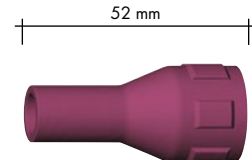


**Insulator** (1 pc.)

775.1043



**Standard version**



**Long version**

**Gas nozzle, ceramic**  
(10 pcs.)

	x = 26 mm	x = 37 mm	
Ø 7.5 mm	-	775.0081	775.2171
Ø 10.0 mm	775.0152	775.0082	775.2172
Ø 12.5 mm	-	-	-
Ø 13.0 mm	775.0153	775.0083	775.2173
Ø 13.0 mm (boosted)	-	775.0183	-
Ø 15.0 mm	-	775.0084	775.2174
Ø 15.0 mm (boosted)	-	775.0184	-
Ø 16.0 mm	-	-	-
Ø 19.5 mm	-	-	-

Further options, e.g. the "Jumbo" version up to NS 24 or metal gas nozzles, please see chapter 10 of our spare parts list - this you can find in the download area of our website [www.binzel-abicor.com](http://www.binzel-abicor.com).



**Setting gauge** (1 pc.)

778.1157